

# **DHARMESH PARIKH & CO.**

## **CHARTERED ACCOUNTANTS**

303/304, "Milestone", Nr. Drive-in-Cinema, Opp.T.VTower, Thaltej,  
Ahmedabad-380 054. Phone: 91-79-27474466 Fax: 91-79-27479955

### **Independent Auditor's Report**

#### **To the Members of Adani Green Energy (MP) Limited**

#### **Report on the audit of the Standalone Financial Statements**

##### **Opinion**

We have audited the accompanying Standalone Financial Statements of Adani Green Energy (MP) Limited ("the Company"), which comprise the Balance Sheet as at 31<sup>st</sup> March, 2019, the Statement of Profit and Loss (including other comprehensive income), the Statement of Cash Flows and the Statement of Changes in Equity for the year then ended, and a summary of significant accounting policies and other explanatory information (herein after referred to as "Standalone Financial Statements").

In our opinion and to the best of our information and according to the explanations given to us, the aforesaid standalone financial statements give the information required by the Companies Act, 2013 ("the Act") in the manner so required and give a true and fair view in conformity with the Indian Accounting Standards prescribed under section 133 of the Act read with the Companies (Indian Accounting Standards) Rules, 2015, as amended, ("Ind AS") and other accounting principles generally accepted in India, of the state of affairs of the Company as at 31<sup>st</sup> March, 2019, the loss and total comprehensive loss, changes in equity and its cash flows for the year ended on that date.

##### **Basis for Opinion**

We conducted our audit of the standalone financial statements in accordance with the Standards on Auditing specified under section 143(10) of the Act (SAs). Our responsibilities under those Standards are further described in the Auditor's Responsibilities for the Audit of the Standalone Financial Statements section of our report. We are independent of the Company in accordance with the Code of Ethics issued by the Institute of Chartered Accountants of India (ICAI) together with the independence requirements that are relevant to our audit of the standalone financial statements under the provisions of the Act and the Rules made there under, and we have fulfilled our other ethical responsibilities in accordance with these requirements and the ICAI's Code of Ethics. We believe that the audit evidence we have obtained is sufficient and appropriate to provide a basis for our audit opinion on the standalone financial statements.


##### **Management's Responsibility for the Standalone Financial Statements**

The Company's Board of Directors is responsible for the matters stated in Section 134(5) of the Companies Act, 2013 ("the Act") with respect to the preparation and presentation of these Standalone Financial Statements that give a true and fair view of the financial position, financial performance including other comprehensive income, cash flows and changes in equity of the Company in accordance with the accounting principles generally accepted in India, including the applicable Indian Accounting Standards (Ind AS) prescribed under Section 133 of the Act, read with the Companies (Indian Accounting Standards) Rules, 2015, as amended.

This responsibility also includes maintenance of adequate accounting records in accordance with the provisions of the Act for safeguarding the assets of the Company and for preventing and detecting frauds and other irregularities; selection and application of appropriate accounting policies; making judgments and estimates that are reasonable and prudent; and design, implementation and maintenance of adequate internal financial controls, that were operating effectively for ensuring the accuracy and completeness of the accounting records, relevant to the preparation and presentation of the Standalone Financial Statements that give a true and fair view and are free from material misstatement, whether due to fraud or error.

In preparing the standalone financial statements, management is responsible for assessing the Company's ability to continue as a going concern, disclosing, as applicable, matters related to going concern and using the going concern basis of accounting unless management either intends to liquidate the Company or to cease operations, or has no realistic alternative but to do so.

The Board of Directors are responsible for overseeing the Company's financial reporting process.



# DHARMESH PARIKH & CO.

## CHARTERED ACCOUNTANTS

303/304, "Milestone", Nr. Drive-in-Cinema, Opp.T.VTower, Thaltej,  
Ahmedabad-380 054. Phone: 91-79-27474466 Fax: 91-79-27479955

### Independent Auditor's Report

**RE: Adani Green Energy (MP) Limited (Continue)**

---

#### Auditor's Responsibility

Our objectives are to obtain reasonable assurance about whether the standalone financial statements as a whole are free from material misstatement, whether due to fraud or error, and to issue an auditor's report that includes our opinion. Reasonable assurance is a high level of assurance, but is not a guarantee that an audit conducted in accordance with SAs will always detect a material misstatement when it exists. Misstatements can arise from fraud or error and are considered material if, individually or in the aggregate, they could reasonably be expected to influence the economic decisions of users taken on the basis of these standalone financial statements.

As part of an audit in accordance with SAs, we exercise professional judgment and maintain professional skepticism throughout the audit. We also:

- Identify and assess the risks of material misstatement of the standalone financial statements, whether due to fraud or error, design and perform audit procedures responsive to those risks, and obtain audit evidence that is sufficient and appropriate to provide a basis for our opinion. The risk of not detecting a material misstatement resulting from fraud is higher than for one resulting from error, as fraud may involve collusion, forgery, intentional omissions, misrepresentations, or the override of internal control.
- Obtain an understanding of internal financial controls relevant to the audit in order to design audit procedures that are appropriate in the circumstances. Under section 143(3)(i) of the Act, we are also responsible for expressing our opinion on whether the Company has adequate internal financial controls system in place and the operating effectiveness of such controls.
- Evaluate the appropriateness of accounting policies used and the reasonableness of accounting estimates and related disclosures made by management.
- Conclude on the appropriateness of management's use of the going concern basis of accounting and, based on the audit evidence obtained, whether a material uncertainty exists related to events or conditions that may cast significant doubt on the Company's ability to continue as a going concern. If we conclude that a material uncertainty exists, we are required to draw attention in our auditor's report to the related disclosures in the standalone financial statements or, if such disclosures are inadequate, to modify our opinion. Our conclusions are based on the audit evidence obtained up to the date of our auditor's report. However, future events or conditions may cause the Company to cease to continue as a going concern.
- Evaluate the overall presentation, structure and content of the standalone financial statements, including the disclosures, and whether the standalone financial statements represent the underlying transactions and events in a manner that achieves fair presentation.

We communicate with those charged with governance regarding, among other matters, the planned scope and timing of the audit and significant audit findings, including any significant deficiencies in internal control that we identify during our audit.

We also provide those charged with governance with a statement that we have complied with relevant ethical requirements regarding independence, and to communicate with them all relationships and other matters that may reasonably be thought to bear on our independence, and where applicable, related safeguards.



# DHARMESH PARIKH & CO.

CHARTERED ACCOUNTANTS

303/304, "Milestone", Nr. Drive-in-Cinema, Opp.T.VTower, Thaltej,  
Ahmedabad-380 054. Phone: 91-79-27474466 Fax: 91-79-27479955

## Independent Auditor's Report


RE: Adani Green Energy (MP) Limited (Continue)

### Report on Other Legal and Regulatory Requirements

1. As required by the Companies (Auditor's Report) Order, 2016 ("the Order") issued by the Central Government of India in terms of sub-section (11) of section 143 of the Act, we give in "Annexure A" statement on the matters specified in the paragraph 3 and 4 of the Order, to the extent applicable.
2. As required by section 143(3) of the Act, we report that:
  - a) we have sought and obtained all the information and explanations which to the best of our knowledge and belief were necessary for the purposes of our audit;
  - b) in our opinion proper books of account as required by law have been kept by the Company so far as it appears from our examination of those books;
  - c) the Balance Sheet, the Statement of Profit and Loss, the Statement Cash Flows and the Statement of Changes in Equity dealt with by this Report are in agreement with the books of account;
  - d) in our opinion, the aforesaid Standalone Financial Statements comply with the Indian Accounting Standards specified under Section 133 of the Act, read with the Companies (Indian Accounting Standards) Rules, 2015, as amended;
  - e) on the basis of the written representations received from the directors as on 31<sup>st</sup> March, 2019 taken on record by the Board of Directors, none of the directors is disqualified as on 31<sup>st</sup> March, 2019 from being appointed as a director in terms of Section 164(2) of the Act;
  - f) With respect to the adequacy of the internal financial controls over financial reporting of the Company and the operating effectiveness of such controls, refer to our separate report in "Annexure B";
  - g) with respect to the other matters to be included in the Auditor's Report in accordance with Rule 11 of the Companies (Audit and Auditors) Rules, 2014, in our opinion and to the best of our information and according to the explanations given to us:
    - i. The Company does not have any pending litigations which would impact its financial position;
    - ii. The Company did not have any long-term contracts including derivative contracts for which there were any material foreseeable losses.
    - iii. There were no amounts which were required to be transferred to the Investor Education and Protection Fund by the Company.
3. With respect to the matters to be included in the Auditor's Report in accordance with the requirements of section 197(16) of the Act, as amended:

According to the information and explanations given to us and on the basis of our examination of the records of the Company, managerial remuneration has not been paid /provided. Accordingly, reporting under section 197(16) of the Act is not applicable.

Place: Ahmedabad  
Date: 14<sup>th</sup> May, 2019



For, DHARMESH PARIKH & CO.

Chartered Accountants  
Firm Reg. No. 112054W

*Kanti Gothi*

Kanti Gothi  
Partner

Membership No. 127664

# DHARMESH PARIKH & CO.

## CHARTERED ACCOUNTANTS


303/304, "Milestone", Nr. Drive-in-Cinema, Opp.T.VTower, Thaltej,  
Ahmedabad-380 054. Phone: 91-79-27474466 Fax: 91-79-27479955

### Annexure - A to the Independent Auditor's Report RE: Adani Green Energy (MP) Limited

(Referred to in Paragraph 1 of our Report of even date)

The Annexure referred to in our Independent Auditor's Report to the members of the Company on the Standalone Financial Statements for the year ended 31<sup>st</sup> March, 2019, we report that:

- (i) (a) The Company has maintained proper records showing full particulars, including quantitative details and situation of fixed assets.
- (b) The Company has a regular programme of physical verification of its fixed assets by which all fixed assets are verified by the management in a phased periodic manner over the period of three years. In accordance with this programme, certain fixed assets were verified during the year and no material discrepancies were noticed on such verification. In our opinion, this periodicity of physical verification is reasonable having regard to the size of the Company and the nature of its assets.
- (c) According to the information and explanations given to us and based on the examination of the registered sale deed / transfer deed / conveyance deed provided to us, we report that, the title deeds of immovable properties are held in the name of the Company.
- (ii) The Company has not carried out any commercial activities during the period ended on 31st March, 2019 and hence it does not carry any Inventory. Accordingly the provisions of paragraph 3 (ii) (a) & (b) of the Order are not applicable.
- (iii) According to the information and explanation given to us and the records produced to us for our verification, the company has not granted loans, secured or unsecured to companies, firms, Limited Liability Partnerships or other parties covered in the register maintained under section 189 of the Companies Act, 2013. Accordingly the provisions of paragraph 3 (iii) (a) to (c) of the Order are not applicable.
- (iv) In our opinion and according to the information and explanations given to us, the Company has not granted any loans, or provided any guarantees or security under Section 185. According to the information and explanations given to us, the Company is engaged in the business of providing infrastructural facilities and accordingly the provisions of section 186 (except subsection (1) of Section 186) of the Act are not applicable to the Company. In our opinion, and according to the information and explanations given to us, the Company has not made any investment referred in Section 186(1) of the Act.
- (v) In our opinion, and according to the information and explanations given to us, the Company has not accepted any deposits from the public and hence the directives issued by the Reserve Bank of India and the provisions of Sections 73 to 76 or any other relevant provisions of the Act and the Companies (Acceptance of Deposit) Rules, 2015 with regard to the deposits accepted from the public are not applicable.
- (vi) The Central Government has not prescribed the maintenance of cost records under Section 148(1) of the Act for any of the products manufactured or services rendered by the Company. Accordingly, the provisions of clause 3(vi) of the Order are not applicable.
- (vii) (a) According to the information and explanations given to us and on the basis of our examination of the records of the Company, amounts deducted/ accrued in the books of account in respect of undisputed Statutory dues including income tax and other material statutory dues have generally been deposited regularly during the year by the Company with the appropriate authorities. As explained to us, the Company did not have any dues on account of Sales tax, Value added tax, service tax.



# **DHARMESH PARIKH & CO.**

## **CHARTERED ACCOUNTANTS**

303/304, "Milestone", Nr. Drive-in-Cinema, Opp.T.VTower, Thaltej,  
Ahmedabad-380 054. Phone: 91-79-27474466 Fax: 91-79-27479955

### **Annexure - A to the Independent Auditor's Report**

**RE: Adani Green Energy (MP) Limited (Continue)**

(Referred to in Paragraph 1 of our Report of even date)

According to the information and explanations given to us, no undisputed amounts payable in respect of statutory dues as referred above were in arrears as at 31<sup>st</sup> March, 2019 for a period of more than six months from the date they became payable.

- (b) According to the records of the Company and representations made by the Management, there are no statutory dues as mentioned in paragraph 3(vii)(a) which have not been deposited on account of any dispute.
- (viii) In our opinion and according to the information and explanations given to us, the Company has not defaulted in repayment of dues to its banks or financial institutions or dues to debenture holders. The Company did not have any dues to government during the year.
- (ix) According to the information and explanations given to us and based on our examination of the records of the Company, the Company has not raised any moneys by way of initial public offer or further public offer (including debt instruments) during the year. In our opinion and according to the information and explanations given to us, the term loans taken by the Company have been applied for the purpose for which they are raised.
- (x) During the course of our examination of the books and records of the company, carried out in accordance with the generally accepted auditing practice in India, and according to the information and explanation given to us, we have neither come across any instance of material fraud by the company or on the company by its officers or employees, noticed or reported during the year, nor have we been informed of any such case by the management.
- (xi) According to the information and explanations given to us and on the basis of our examination of the records of the Company, managerial remuneration has not been paid/provided. Accordingly the provisions of Clauses 3(xi) of the Order are not applicable.
- (xii) In our opinion, the Company is not a nidhi Company. Accordingly the provisions of Clauses 3 (xii) of the Order are not applicable.
- (xiii) As per information and explanation given to us and on the basis of our examination of the records of the Company, all the transaction with related parties are in compliance with section 177 and 188 of Companies Act 2013 and all the details have been disclosed in Standalone Financial Statements as required by the applicable Indian Accounting Standards.
- (xiv) According to the information and explanations given to us and on the basis of our examination of the records, the Company has not made any preferential allotment or private placement during the year under review but the company has issued 10.05% Compulsory Convertible debentures and requirement of Section 42 of Companies Act, 2013 have been complied with and the amount raised has been used for the purpose for which the funds were raised.
- (xv) According to the information and explanations given to us and on the basis of our examination of the records, Company has not entered into any non-cash transactions with any director or any person connected with him. Accordingly the provisions of Clauses 3(xv) of the Order are not applicable to the Company.



# **DHARMESH PARIKH & CO.**

## **CHARTERED ACCOUNTANTS**

303/304, "Milestone", Nr. Drive-in-Cinema, Opp.T.VTower, Thaltej,  
Ahmedabad-380 054. **Phone: 91-79-27474466 Fax: 91-79-27479955**

### **Annexure - A to the Independent Auditor's Report**

### **RE: Adani Green Energy (MP) Limited (Continue)**

(Referred to in Paragraph 1 of our Report of even date)

(xvi) In our opinion, the company is not required to be registered under section 45 IA of the Reserve Bank of India Act, 1934 and accordingly, the provisions of clause 3(xvi) of the Order are not applicable.

Place: Ahmedabad  
Date: 14<sup>th</sup> May, 2019



For, **DHARMESH PARIKH & CO.**

Chartered Accountants

Firm Reg. No. 112054W

A handwritten signature in black ink, appearing to read "Kanti Gothi".

**Kanti Gothi**

Partner

Membership No. 127664

# **DHARMESH PARIKH & CO.**

## **CHARTERED ACCOUNTANTS**

303/304, "Milestone", Nr. Drive-in-Cinema, Opp.T.VTower, Thaltej,  
Ahmedabad-380 054. **Phone: 91-79-27474466 Fax: 91-79-27479955**

### **Annexure – B to the Independent Auditor's Report**

**RE: Adani Green Energy (MP) Limited**

(Referred to in Paragraph 2(f) of our Report of even date)

### **Report on the Internal Financial Controls under Clause (i) of sub-section 3 of section 143 of the Companies Act 2013 (the act).**

#### **Opinion**

We have audited the internal financial controls over financial reporting of the company as of 31<sup>st</sup> March, 2019 in conjunction with our audit of the Standalone Financial Statements of the company for the year ended on that date.

In our opinion, the Company has, in all material respects, an adequate internal financial controls system over financial reporting and such internal financial controls over financial reporting were operating effectively as at 31<sup>st</sup> March 2019, based on the internal control over financial reporting criteria established by the Company considering the essential components of internal control stated in the Guidance Note on Audit of Internal Financial Controls Over Financial Reporting issued by the Institute of Chartered Accountants of India.

#### **Management's Responsibilities for Internal Financial Controls**

The Company's management is responsible for establishing and maintaining internal financial controls based on the internal control over financial reporting criteria established by the Company considering the essential components of internal control stated in the Guidance Note on Audit of Internal Financial Controls over Financial Reporting issued by the Institute of Chartered Accountants of India (ICAI). These responsibilities include the design, implementation and maintenance of adequate internal financial controls that were operating effectively for ensuring the orderly and efficient conduct of its business, including adherence to company's policies, the safeguarding of its assets, the prevention and detection of frauds and errors, the accuracy and completeness of the accounting records, and the timely preparation of reliable financial information, as required under the Companies Act, 2013.

#### **Auditors' Responsibility**

Our responsibility is to express an opinion on the Company's internal financial controls over financial reporting based on our audit. We conducted our audit in accordance with the Guidance Note on Audit of Internal Financial Controls Over Financial Reporting (the Guidance Note) and the Standards on Auditing, issued by ICAI and deemed to be prescribed under section 143(10) of the Companies Act, 2013, to the extent applicable to an audit of internal financial controls, both applicable to an audit of Internal Financial Controls and, both issued by the Institute of Chartered Accountants of India. Those Standards and the Guidance Note require that we comply with ethical requirements and plan and perform the audit to obtain reasonable assurance about whether adequate internal financial controls over financial reporting was established and maintained and if such controls operated effectively in all material respects.

Our audit involves performing procedures to obtain audit evidence about the adequacy of the internal financial controls system over financial reporting and their operating effectiveness. Our audit of internal financial controls over financial reporting included obtaining an understanding of internal financial controls over financial reporting, assessing the risk that a material weakness exists, and testing and evaluating the design and operating effectiveness of internal control based on the assessed risk. The procedures selected depend on the auditor's judgment, including the assessment of the risks of material misstatement of the Standalone Financial Statements, whether due to fraud or error.



# **DHARMESH PARIKH & CO.**

## **CHARTERED ACCOUNTANTS**

303/304, "Milestone", Nr. Drive-in-Cinema, Opp.T.VTower, Thaltej,  
Ahmedabad-380 054. **Phone: 91-79-27474466 Fax: 91-79-27479955**

### **Annexure – B to the Independent Auditor's Report**

#### **RE: Adani Green Energy (MP) Limited (continue)**

(Referred to in Paragraph 2(f) of our Report of even date)

We believe that the audit evidence we have obtained is sufficient and appropriate to provide a basis for our audit opinion on the Company's internal financial controls system over financial reporting.

#### **Meaning of Internal Financial Controls over Financial Reporting**

A company's internal financial control over financial reporting is a process designed to provide reasonable assurance regarding the reliability of financial reporting and the preparation of financial statements for external purposes in accordance with generally accepted accounting principles. A company's internal financial control over financial reporting includes those policies and procedures that


- (1) pertain to the maintenance of records that, in reasonable detail, accurately and fairly reflect the transactions and dispositions of the assets of the company;
- (2) provide reasonable assurance that transactions are recorded as necessary to permit preparation of financial statements in accordance with generally accepted accounting principles, and that receipts and expenditures of the company are being made only in accordance with authorizations of management and directors of the company; and
- (3) provide reasonable assurance regarding prevention or timely detection of unauthorized acquisition, use, or disposition of the company's assets that could have a material effect on the financial statements.

#### **Inherent Limitations of Internal Financial Controls over Financial Reporting**

Because of the inherent limitations of internal financial controls over financial reporting, including the possibility of collusion or improper management override of controls, material misstatements due to error or fraud may occur and not be detected. Also, projections of any evaluation of the internal financial controls over financial reporting to future periods are subject to the risk that the internal financial control over financial reporting may become inadequate because of changes in conditions, or that the degree of compliance with the policies or procedures may deteriorate.

Place : Ahmedabad  
Date : 14<sup>th</sup> May, 2019

For, **DHARMESH PARIKH & CO.**  
Chartered Accountants  
Firm Reg. No. 112054W



*Kanti Gothi*

**Kanti Gothi**  
Partner  
Membership No. 127664



**ADANI GREEN ENERGY (MP) LIMITED**  
Balance Sheet as at 31st March, 2019

**adani**  
Renewables

| Particulars  | Notes | As at<br>31st March, 2019<br>(₹ in Lakhs) | As at<br>31st March, 2018<br>(₹ in Lakhs) |
|--|-------|---|---|
| <b>ASSETS</b>  |       |   |   |
| <b>Non - Current Assets</b>  |       |   |   |
| (a) Property, Plant and Equipment  | 4     | 409.24                                    | 193.54                                    |
| (b) Capital Work-In-Progress   | 5     | 11,460.65                                 | 898.38                                    |
| (c) Financial Assets   |       |   |   |
| (i) Investments  | 6     | 2.00                                      | -   |
| (ii) Other Financial Assets  | 7     | -   | 2,000.68                                  |
| (d) Income Tax Assets (net)  |       | 11.36                                     | -   |
| (e) Other Non - Current Assets   | 8     | 50,730.55                                 | 2,883.16                                  |
| <b>Total Non - Current Assets</b>  |       | <b>62,613.80</b>                          | <b>5,975.76</b>                           |
| <b>Current Assets</b>  |       |   |   |
| (a) Financial Assets   |       |   |   |
| (i) Cash and Cash Equivalents  | 9     | 1,821.25                                  | 17.43                                     |
| (ii) Bank balances other than (i) above  | 10    | 32.74                                     | 2,390.00                                  |
| (iii) Other Financial Assets   | 11    | 16.44                                     | 117.46                                    |
| (b) Other Current Assets   | 12    | 1,243.44                                  | 509.02                                    |
| <b>Total Current Assets</b>  |       | <b>3,113.87</b>                           | <b>3,033.91</b>                           |
| <b>Total Assets</b>  |       | <b>65,727.67</b>                          | <b>9,009.67</b>                           |
| <b>EQUITY AND LIABILITIES</b>  |       |   |   |
| <b>Equity</b>  |       |   |   |
| (a) Equity Share Capital   | 13    | 10,831.00                                 | 5.00                                      |
| (b) Other Equity   | 14    | (546.21)                                  | (325.52)                                  |
| <b>Total Equity</b>  |       | <b>10,284.79</b>                          | <b>(320.52)</b>                           |
| <b>Liabilities</b>   |       |   |   |
| <b>Non - Current Liabilities</b>   |       |   |   |
| (a) Financial Liabilities  |       |   |   |
| (i) Borrowings   | 15    | 38,207.56                                 | -   |
| <b>Total Non - Current Liabilities</b>   |       | <b>38,207.56</b>                          | <b>-</b>                                  |
| <b>Current Liabilities</b>   |       |   |   |
| (a) Financial Liabilities  |       |   |   |
| (i) Borrowings   | 16    | 15,077.83                                 | 8,595.79                                  |
| (ii) Trade Payables  | 17    |   |   |
| i. Total outstanding dues of micro enterprises and small enterprises                       |       | 0.01                                      | -   |
| ii. Total outstanding dues of creditors other than micro enterprises and small enterprises |       | 8.71                                      | 41.60                                     |
| (iii) Other Financial Liabilities  | 18    | 2,132.81                                  | 681.43                                    |
| (b) Other Current Liabilities  | 19    | 15.96                                     | 11.37                                     |
| <b>Total Current Liabilities</b>   |       | <b>17,235.32</b>                          | <b>9,330.19</b>                           |
| <b>Total Liabilities</b>   |       | <b>55,442.88</b>                          | <b>9,330.19</b>                           |
| <b>Total Equity and Liabilities</b>  |       | <b>65,727.67</b>                          | <b>9,009.67</b>                           |

The notes referred above are an integral part of these financial statements.

In terms of our report attached

For Dharmesh Parikh & Co.

Chartered Accountants

Firm Registration Number : 112054W

*Kanti Gothi*

Kanti Gothi

Partner

Membership No. 127664



Place : Ahmedabad

Date : 14th May, 2019

For and on behalf of the board of directors of  
ADANI GREEN ENERGY (MP) LIMITED

*Manish Karna*  
Manish Karna  
Whole-time Director  
DIN:- 07387787

*Jitendra Kumar*  
Jitendra Kumar  
Chief Financial Officer

*Abhilash Mehta*  
Abhilash Mehta  
Additional Director  
DIN:- 06960221

Place : Ahmedabad  
Date : 14th May, 2019



| Particulars  | Notes              | For the year ended<br>31st March, 2019<br>(₹ in Lakhs) | For the year ended<br>31st March, 2018<br>(₹ in Lakhs) |
|--|--------------------|--|--|
| <b>Income</b>  |                    |  |  |
| Revenue from Operations  |                    | -  | -  |
| Other Income   |                    | -  | -  |
| <b>Total Income</b>  |                    | -  | -  |
| <b>Expenses</b>  |                    |  |  |
| Finance Costs  | 20                 | 16.00  | 11.90  |
| Other Expenses   | 21                 | 204.69   | 5.58   |
| <b>Total Expenses</b>  |                    | <b>220.69</b>  | <b>17.48</b>   |
| <b>(Loss) before tax</b>   |                    | <b>(220.69)</b>  | <b>(17.48)</b>   |
| <b>Tax Expense:</b>  | 22                 |  |  |
| Current Tax  |                    | -  | -  |
| Deferred Tax   |                    | -  | -  |
|  |                    | -  | -  |
| <b>(Loss) for the year</b>   | <b>Total A</b>     | <b>(220.69)</b>  | <b>(17.48)</b>   |
| <b>Other Comprehensive Income</b>  |                    |  |  |
| Other Comprehensive Income   |                    | -  | -  |
| <b>Other Comprehensive Income (After Tax)</b>                                | <b>Total B</b>     | <b>-</b>   | <b>-</b>   |
| <b>Total Comprehensive (Loss) for the year</b>                               | <b>Total (A+B)</b> | <b>(220.69)</b>  | <b>(17.48)</b>   |
| <b>Earnings Per Equity Share (EPS)</b><br><b>(Face Value ₹ 10 Per Share)</b> |                    |  |  |
| <b>Basic and Diluted EPS (₹)</b>   | 26                 | <b>(1.82)</b>  | <b>(34.96)</b>   |


The notes referred above are an integral part of these financial statements.

In terms of our report attached

For Dharmesh Parikh & Co.

Chartered Accountants

Firm Registration Number : 112054W



**Kanti Gothi**

Partner

Membership No. 127664



Place : Ahmedabad


Date : 14th May, 2019

For and on behalf of the board of directors of  
**ADANI GREEN ENERGY (MP) LIMITED**

**Manish Karna**

Whole-time Director

DIN:- 07387787



**Jitendra Kumar**

Chief Financial Officer

Place : Ahmedabad


Date : 14th May, 2019



**Abhilash Mehta**

Additional Director

DIN:- 06960221



## A. Equity Share Capital

| Particulars                                       | No. of Shares | (₹ in Lakhs) |
|---|---------------|--------------|
| Balance as at 1st April, 2017                     | 50,000        | 5.00         |
| Changes in equity share capital during the year : |               |              |
| Shares issued during the year                     | -             | -            |
| Balance as at 31st March, 2018                    | 50,000        | 5.00         |
| Changes in equity share capital during the year : |               |              |
| Shares issued during the year                     | 10,82,60,000  | 10,826.00    |
| Balance as at 31st March, 2019                    | 10,83,10,000  | 10,831.00    |

## B. Other Equity

For the year ended 31st March, 2019

(₹ in Lakhs)

| Particulars                             | Reserves and Surplus |          |
|---|----------------------|----------|
|   | Retained Earnings    | Total    |
| Balance as at 1st April, 2018           | (325.52)             | (325.52) |
| (Loss) for the year                     | (220.69)             | (220.69) |
| Other comprehensive income              | -                    | -        |
| Total Comprehensive (Loss) for the year | (220.69)             | (220.69) |
| Balance as at 31st March, 2019          | (546.21)             | (546.21) |

For the period ended 31st March, 2018

(₹ in Lakhs)

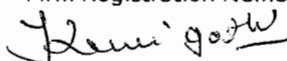
| Particulars                             | Reserves and Surplus |          |
|---|----------------------|----------|
|   | Retained Earnings    | Total    |
| Balance as at 1st April, 2017           | (308.04)             | (308.04) |
| (Loss) for the year                     | (17.48)              | (17.48)  |
| Other comprehensive income              | -                    | -        |
| Total Comprehensive (Loss) for the year | (17.48)              | (17.48)  |
| Balance as at 31st March, 2018          | (325.52)             | (325.52) |

In terms of our report attached

For Dharmesh Parikh &amp; Co.

Chartered Accountants

Firm Registration Number : 112054W



Kanti Gothi

Partner

Membership No. 127664



Place : Ahmedabad


Date : 14th May, 2019

For and on behalf of the board of directors of  
ADANI GREEN ENERGY (MP) LIMITED


Manish Karna

Whole-time Director

DIN:- 07387787



Jitendra Kumar

Chief Financial Officer

Place : Ahmedabad

Date : 14th May, 2019



Abhilash Mehta

Additional Director

DIN:- 06960221




## ADANI GREEN ENERGY (MP) LIMITED

Statement of Cash Flow for the year ended 31st March, 2019

adani  
Renewables

| Particulars   | For the year ended<br>31st March, 2019<br>(₹ in Lakhs) | For the year ended<br>31st March, 2018<br>(₹ in Lakhs) |
|---|--|--|
| <b>(A) Cash flow from operating activities</b>  |  |  |
| (loss) before tax:  | (220.69)   | (17.48)  |
| Adjustment for:   |  |  |
| Finance Costs   | 16.00  | 11.90  |
|   | <b>(204.69)</b>  | <b>(5.58)</b>  |
| Working Capital Adjustments:  |  |  |
| (Increase) / Decrease in Operating Assets   |  |  |
| Other Current Assets  | (734.42)   | (494.54)   |
| Other Financial Assets  | 33.06  | (3.87)   |
| Increase / (Decrease) in Operating Liabilities  |  |  |
| Trade Payables  | (32.88)  | 41.02  |
| Other Current Liabilities   | 4.59   | 11.08  |
|   | <b>(729.65)</b>  | <b>(446.31)</b>  |
| <b>Cash (used in) operations</b>  | <b>(934.34)</b>  | <b>(451.89)</b>  |
| Less : Income Tax Paid (Net of Refunds)   | (11.36)  | -  |
| <b>Net cash (used in) operating activities (A)</b>  | <b>(945.70)</b>  | <b>(451.89)</b>  |
| <b>(B) Cash flow from investing activities</b>  |  |  |
| Expenditure on construction and acquisition of Property, Plant and Equipment and Intangible assets (including capital advances and capital work-in-progress)  | (55,700.51)  | (3,329.58)   |
| Investment in Subsidiary Companies  | (2.00)   | -  |
| Margin money / Fixed Deposits Withdrawn / (Placed) (net)  | 4,357.95   | (4,390.05)   |
| Interest Received   | 162.95   | -  |
| <b>Net cash (used in) investing activities (B)</b>  | <b>(51,181.61)</b>                                     | <b>(7,719.63)</b>                                      |
| <b>(C) Cash flow from financing activities</b>  |  |  |
| Proceeds from issuance of Share Capital   | 10,826.00  | -  |
| Proceeds from Non - Current borrowings  | 40,926.85  | -  |
| Repayment of Non - Current borrowings   | (2,360.00)   | -  |
| Proceeds from Current borrowings (net)  | 6,482.04   | 8,193.37   |
| Finance Costs Paid  | (1,943.76)   | (11.90)  |
| <b>Net cash generated from financing activities (C)</b>   | <b>53,931.13</b>                                       | <b>8,181.47</b>  |
| <b>Net increase in cash and cash equivalents (A)+(B)+(C)</b>  | <b>1,803.82</b>  | <b>9.95</b>  |
| <b>Cash and cash equivalents at the beginning of the year</b>   | <b>17.43</b>   | <b>7.48</b>  |
| <b>Cash and cash equivalents at the end of the year</b>   | <b>1,821.25</b>  | <b>17.43</b>   |
| <b>Notes to Cash flow Statement :</b>   |  |  |
| 1 Reconciliation of Cash and cash equivalents with the Balance Sheet:   |  |  |
| Cash and cash equivalents as per Balance Sheet (refer note: 9)  | 1,821.25   | 17.43  |
|   | <b>1,821.25</b>  | <b>17.43</b>   |
| 2 As per the amendment in "Ind AS 7 Statement of Cash flows : Disclosure of changes in liabilities arising from financing activities, including both changes arising from cash flows and non-cash changes are included below. This amendment has become effective from 1st April, 2017 and the required disclosure is made below. There is no other impact on the financial statements due to this amendment. |  |  |

| Particulars                              | As at<br>1st April,<br>2018 | Cash Flows | Changes in fair values<br>(Including Exchange Rate<br>Difference) | As at<br>31st March, 2019 |
|--|-----------------------------|------------|---|---------------------------|
| Non - Current borrowings (refer note 15) | -                           | 38,566.85  | (359.29)  | 38,207.56                 |
| Current borrowings (refer note 16)       | 8,595.79                    | 6,482.04   | -   | 15,077.83                 |



| Particulars                        | For the year ended<br>31st March, 2019<br>(₹ in Lakhs) |            |   | For the year ended<br>31st March, 2018<br>(₹ in Lakhs) |
|------------------------------------|--|------------|---|--|
| Particulars                        | As at<br>1st April,<br>2017                            | Cash Flows | Changes in fair values<br>(Including Exchange Rate<br>Difference) | As at<br>31st March, 2018                              |
| Current borrowings (refer note 16) | 402.42   | 8,193.37   | -   | 8,595.79   |

3 The Cash Flow statement has been prepared under the 'Indirect Method' as set out in Ind AS 7 'Statement of Cash Flows'.

The notes referred above are an integral part of these financial statements.

In terms of our report attached

For Dharmesh Parikh & Co.

Chartered Accountants

Firm Registration Number : 112054W

For and on behalf of the board of directors of  
ADANI GREEN ENERGY (MP) LIMITED

Manish Karna  
Whole-time Director  
DIN:- 07387787

Vijendra Kumar  
Chief Financial Officer

Abhilash Mehta  
Additional Director  
DIN:- 06960221

Kanti Gothi  
Partner  
Membership No. 127664



Place : Ahmedabad  
Date : 14th May, 2019

Place : Ahmedabad  
Date : 14th May, 2019



**1 Corporate information**

Adani Green Energy (MP) Limited, ("the Company"), is a company domiciled in India and incorporated on 21st May, 2015 under the provisions of Indian Companies Act, 2013 and forms part of the Adani group. The Company is primarily involved in renewable power generation and other ancillary activities.

**2 Significant accounting policies****2.1 Statement of compliance**

The financial statements have been prepared in accordance with Ind AS notified under the Companies (Indian Accounting Standards) Rules, 2015 amended from time to time and other accounting principles generally accepted in India.

**2.2 Basis of preparation and presentation**

The Financial Statements of the Company have been prepared in accordance with Indian Accounting Standards (Ind AS) notified under section 133 of the Companies Act, 2013, read with the Companies (Indian Accounting Standards) Rules, 2015 amended from time to time and other accounting principles generally accepted in India.

The Financial Statements have been prepared on a going concern basis under the historical cost convention except for Investments in mutual funds and certain financial assets and liabilities that are measured at fair values whereas net defined benefit (asset)/ liability are valued at fair value of plan assets less defined benefit obligation at the end of each reporting period, as explained in the accounting policies below.

**2.3 Summary of significant accounting policies****a Property, plant and equipment**

Property, plant and equipment are stated at acquisition cost less accumulated depreciation and accumulated impairment losses, if any. All costs, including borrowing costs incurred up to the date the asset is ready for its intended use, is capitalised along with respective asset.

Cost of an item of property, plant and equipment comprises its purchase price, including import duties and non-refundable purchase taxes, after deducting trade discounts and rebates, any directly attributable cost of bringing the item to its working condition for its intended use. The cost of a self-constructed item of property, plant and equipment comprises the cost of materials and direct labour, any other costs directly attributable to bringing the item to working condition for its intended use, and estimated costs of dismantling and removing the item and restoring the site on which it is located.

If significant parts of an item of property, plant and equipment have different useful lives, then they are accounted for as separate items (major components) of property, plant and equipment.

**ii. Subsequent measurement**

Subsequent expenditure is capitalised only if it is probable that the future economic benefits associated with the expenditure will flow to the Company.

**iii. Depreciation**

Depreciation is recognised so as to write off the cost of assets (other than freehold land and properties under construction) less their residual values over their useful lives, using the Written Down Value method. The useful life of property, plant and equipment is considered based on life prescribed in Schedule II to the Companies Act, 2013. In case of major components identified, depreciation is provided based on the useful life of each such component based on technical assessment, if materially different from that of the main asset.

**iv. Derecognition**

An item of property, plant and equipment is derecognised upon disposal or when no future economic benefits are expected to arise from the continued use of the asset. Any gain or loss arising on the disposal or retirement of an item of property, plant and equipment is determined as the difference between the sales proceeds and the carrying amount of the asset and is recognised in statement of profit and loss.

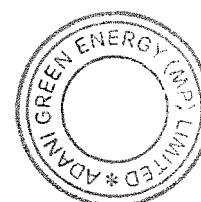
**b Capital Work in Progress**

Expenditure related to and incurred during implementation of capital projects to get the assets ready for intended use is included under "Capital Work in Progress". The same is allocated to the respective items of property plant and equipment on completion of construction/ erection of the capital project/ property plant and equipment.

**c Financial Instruments**

Trade receivables and debt securities issued are initially recognised when they originated. All other financial assets and financial liabilities are recognised when the Company becomes a party to the contractual provisions of the instruments.

A financial asset and financial liability is initially measured at fair value. Transaction costs that are directly attributable to the acquisition or issue of financial assets and financial liabilities (other than financial assets and financial liabilities at fair value through profit and loss) are added to or deducted from the fair value of the financial assets or financial liabilities, as appropriate, on initial recognition. Transaction costs directly attributable to the acquisition of financial assets or financial liabilities at fair value through profit and loss are recognised immediately in statement of profit and loss.



**d Financial assets****Initial recognition and measurement**

All financial assets, except investment in subsidiaries and associates are recognised initially at fair value.

**Subsequent measurement**

For purposes of subsequent measurement, financial assets are classified based on assessment of business model in which it is held. This assessment is done for portfolio of the financial assets. The relevant categories are as below:

**i) At amortised cost**

Loans and receivables are non-derivative financial assets with fixed or determinable payments that are not quoted in an active market and which are not classified as financial assets at fair value through profit and loss or for-sale fair value through profit and loss. Subsequently, these are measured at amortized cost using the effective interest method less any impairment losses. These include trade receivables, finance receivables, balances with banks, short-term deposits with banks, other financial assets and investments with fixed or determinable payments. These assets are held for the purpose of collecting contractual cash flows which represent solely payment of principal and interest.

**ii) At fair value through Other comprehensive income (FVOCI)**

A financial asset is measured at FVOCI if it meets both of the following conditions and is not designated as at FVTPL:

- the asset is held within a business model whose objective is achieved by both collecting contractual cash flows and selling financial assets; and
- the contractual terms of the financial asset give rise on specified dates to cash flows that are solely payments of principal and interest on the principal amount outstanding.

**ii) At fair value through profit or loss (FVTPL)**

Financial assets which are not measured at amortised cost are measured at FVTPL.

Fair value changes related to such financial assets including derivative contracts like forward currency contracts, cross currency swaps, options, interest rate futures and interest rate swaps to hedge its foreign currency risks and interest rate risks, are recognised in the statement of profit and loss.

**Business Model Assessment**

The Company makes an assessment of the objectives of the business model in which a financial asset is held because it best reflects the way business is managed and information is provided to management.

The assessment of business model comprises the stated policies and objectives of the financial assets, management strategy for holding the financial assets, the risk that affects the performance etc. Further management also evaluates whether the contractual cash flows are solely payment of principal and interest considering the contractual terms of the instrument.

**Derecognition of financial assets**

The Company derecognises a financial asset when the contractual rights to the cash flows from the financial asset expire, or it transfers the rights to receive the contractual cash flows in a transaction in which substantially all of the risks and rewards of ownership of the financial asset are transferred or in which the Company neither transfers nor retains substantially all of the risks and rewards of ownership and does not retain control of the financial asset.

On derecognition of a financial asset in its entirety, the difference between the asset's carrying amount and the sum of the consideration received and receivable and the cumulative gain or loss that had been recognised in other comprehensive income and accumulated in equity is recognised in statement of profit and loss if such gain or loss would have otherwise been recognised in statement of profit and loss on disposal of that financial asset.

**Impairment of Financial assets**


The Company applies the expected credit loss model for recognising impairment loss on financial assets measured at amortised cost, trade receivables and other contractual rights to receive cash or other financial asset.

Expected credit losses rate the weighted average of credit losses with the respective risks of default occurring as the weights. Credit loss is the difference between all contractual cash flows that are due to the Company in accordance with the contract and all the cash flows that the Company expects to receive (i.e. all cash shortfalls), discounted at the original effective interest rate. The Company estimates cash flows by considering all contractual terms of the financial instrument through the expected life of that financial instrument.

When making the assessment of whether there has been a significant increase in credit risk since initial recognition, the Company uses the change in the risk of a default occurring over the expected life of the financial instrument instead of the change in the amount of expected credit losses. To make that assessment, the Company compares the risk of a default occurring on the financial instrument as at the reporting date with the risk of a default occurring on the financial instrument as at the date of initial recognition and considers reasonable recognition and considers reasonable and supportable information, that is available without undue cost or effort, that is indicative of significant increases in credit risk since initial recognition.

For trade receivables or any contractual right to receive cash or another financial asset that result from transactions that are expedient as permitted under Ind AS 109. Expected credit loss allowance on trade receivables is computed based on a provision matrix which takes into account historical credit loss experience and adjusted for forward looking information. At every reporting date, the historical observed default rates are updated and changes in the forward-looking estimates are analysed.

Loss allowances for financial assets measured at amortised cost are deducted from the gross carrying amount of the assets.



**e Financial liabilities and equity instruments****Classification as debt or equity**

Debt and equity instruments issued by the Company are classified as either financial liabilities or as equity in accordance with the substance of the contractual arrangements and the definitions of a financial liability and an equity instrument.

**Equity instruments**

An equity instrument is any contract that evidences a residual interest in the assets of an entity after deducting all of its liabilities. Equity instruments issued by the Company are recognised at the proceeds received, net of direct issue costs.

**Financial liabilities**

All financial liabilities are measured at amortised cost using the effective interest method or at FVTPL.

**Financial liabilities at amortised cost**

Financial liabilities that are not held-for-trading and are not designated as at FVTPL are measured at amortised cost at the end of subsequent accounting periods. The carrying amounts of financial liabilities that are subsequently measured at amortised cost are determined based on the effective interest method. Interest expense that is not capitalised as part of costs of an asset is included in the 'Finance costs' line item.

The effective interest method is a method of calculating the amortised cost of a financial liability and of allocating interest expense over the relevant period. The effective interest rate is the rate that exactly discounts estimated future cash payments (including all fees and points paid or received that form an integral part of the effective interest rate, transaction costs and other premiums or discounts) through the expected life of the financial liability, or (where appropriate) a shorter period, to the net carrying amount on initial recognition.

Trade and other payables are recognised at the transaction cost, which is its fair value, and subsequently measured at amortised cost.

**Financial liabilities at FVTPL**

A financial liability may be designated as at FVTPL upon initial recognition if:

- such designation eliminates or significantly reduces a measurement or recognition inconsistency that would otherwise arise;
- the financial liability whose performance is evaluated on a fair value basis, in accordance with the Company's documented risk management;

Fair value changes related to such financial liabilities including derivative contracts like forward currency contracts, cross currency swaps, options, interest rate futures and interest rate swaps to hedge its foreign currency risks and interest rate risks, are recognised in the statement of profit and loss.

**Derecognition of financial liabilities**

The Company derecognises financial liabilities when, and only when, the Company's obligations are discharged, cancelled or have expired. An exchange between with a lender of debt instruments with substantially different terms is accounted for as an extinguishment of the original financial liability and the recognition of a new financial liability. Similarly, a substantial modification of the terms of an existing financial liability is accounted for as an extinguishment of the original financial liability and the recognition of a new financial liability. The difference between the carrying amount of the financial liability derecognised and the consideration paid and payable is recognised in profit or loss.

**f Functional currency**

The Company's financial statements are presented in INR which is company's functional currency and items included in the financial statements are measured using this functional currency.

**Foreign currencies**

Transactions in foreign currencies are initially recorded by the Company at its functional currency spot rates at the date the transaction first qualifies for recognition.

Monetary assets and liabilities denominated in foreign currencies are translated at the functional currency spot rates of exchange at the reporting date.

Non-monetary items that are measured in terms of historical cost in a foreign currency are translated using the exchange rates at the dates of the initial transactions.

Exchange differences are recognized in the statement of profit and loss except exchange differences on foreign currency borrowings relating to assets under construction for future productive use, which are included in the cost of those assets when they are regarded as an adjustment to interest costs on those foreign currency borrowings.

**g Current and non-current classification**

The Company presents assets and liabilities in the balance sheet based on current/ non-current classification. An asset is treated as current when it is:

- Expected to be realized or intended to be sold or consumed in normal operating cycle or
- Held primarily for the purpose of trading or
- Expected to be realized within twelve months after the reporting period, or
- Cash or cash equivalent unless restricted from being exchanged or used to settle a liability for at least twelve months after the reporting period

All other assets are classified as non-current.

A liability is current when:

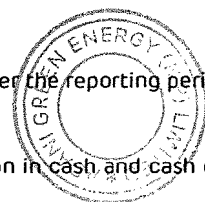

- It is expected to be settled in normal operating cycle or
- It is held primarily for the purpose of trading or
- It is due to be settled within twelve months after the reporting period, or
- There is no unconditional right to defer the settlement of the liability for at least twelve months after the reporting period

The Company classifies all other liabilities as non-current.

Deferred tax assets and liabilities are classified as non-current assets and liabilities respectively.

The operating cycle is the time between the acquisition of assets for processing and their realisation in cash and cash equivalents.

The Company has identified twelve months as its operating cycle.





**h Borrowing costs**

Borrowing costs directly attributable to the acquisition, construction or production of qualifying assets, which are assets that necessarily take a substantial period of time to get ready for their intended use or sale, are added to the cost of those assets, until such time as the assets are substantially ready for their intended use or sale. Interest income earned on the temporary investment of specific borrowings pending their expenditure on qualifying assets is deducted from the borrowing costs eligible for capitalisation.

All other borrowing costs are recognised in profit or loss in the period in which they are incurred.

**i Taxation**

Tax on Income comprises current and deferred tax. It is recognised in statement of profit and loss except to the extent that it relates to a business combination, or items recognised directly in equity or in other comprehensive income.

**Current tax**

Current tax comprises the expected tax payable or receivable on the taxable income or loss for the year and any adjustment to the tax payable or receivable in respect of previous years. The amount of current tax reflects the best estimate of the tax amount expected to be paid or received after considering the uncertainty, if any, related to income taxes. It is measured using tax rates (and tax laws) enacted or substantively enacted by the reporting date.

Current tax assets and current tax liabilities are offset only if there is a legally enforceable right to set off the recognised amounts, and it is intended to realise the asset and settle the liability on a net basis or simultaneously.

**Deferred tax**

Deferred tax is recognized for the future tax consequences of deductible temporary differences between the carrying values of assets and liabilities and their respective tax bases at the reporting date, using the tax rates and laws that are enacted or substantively enacted as on reporting date. The measurement of deferred tax reflects the tax consequences that would follow from the manner in which the Company expects, at the reporting date, to recover or settle the carrying amount of its assets and liabilities. Deferred tax is also recognised in respect of carried forward tax losses and tax credits subject to the assessment of reasonable certainty of recovery.

Deferred tax relating to items recognized outside the statement of profit and loss is recognized outside with the underlying items i.e. either in the statement of other comprehensive income or directly in equity as relevant.

**j Provisions, Contingent Liabilities and Contingent Assets**

Provisions are recognised when the Company has a present obligation (legal or constructive) as a result of a past event, it is probable that an outflow of resources embodying economic benefits will be required to settle the obligation and a reliable estimate can be made of the amount of the obligation. The amount recognised as a provision is the best estimate of the consideration required to settle the present obligation at the end of the reporting period, taking into account the risks and uncertainties surrounding the obligation. Provisions are determined by discounting the expected future cash flows (representing the best estimate of the expenditure required to settle the present obligation at the balance sheet date) at a pre-tax rate that reflects current market assessments of the time value of money and the risks specific to the liability. When the Company expects some or all of a provision to be reimbursed, for example, under an insurance contract, the reimbursement is recognised as a separate asset, but only when the reimbursement is virtually certain. The expense relating to a provision is presented in the statement of profit and loss net of any reimbursement.

The unwinding of the discount is recognised as finance cost. Expected future operating losses are not provided for.

Contingent liabilities are not recognised but are disclosed in the notes. Contingent assets are not recognised but are disclosed in the notes where an inflow of economic benefits is probable.

**k Earnings per share**

Basic earnings per share is computed by dividing the profit / (loss) after tax by the weighted average number of equity shares outstanding during the year. Diluted earnings per share is computed by dividing the profit / (loss) after tax as adjusted for the effects of dividend, interest and other charges relating to the dilutive potential equity shares by weighted average number of shares plus dilutive potential equity shares.



**l Impairment of tangible and intangible assets**

At the end of each reporting period, the Company reviews the carrying amounts of its tangible and intangible assets to determine whether there is any indication that those assets have suffered an impairment loss. If any such indication exists, the recoverable amount of the asset is estimated in order to determine the extent of the impairment loss (if any). When it is not possible to estimate the recoverable amount of an individual asset, the Company estimates the recoverable amount of the cash-generating unit to which the asset belongs. When a reasonable and consistent basis of allocation can be identified, corporate assets are also allocated to individual cash-generating units, or otherwise they are allocated to the smallest group of cash-generating units for which a reasonable and consistent allocation basis can be identified.

Recoverable amount is the higher of fair value less costs of disposal and value in use. In assessing value in use, the estimated future cash flows are discounted to their present value using a pre-tax discount rate that reflects current market assessments of the time value of money and the risks specific to the asset for which the estimates of future cash flows have not been adjusted.

If the recoverable amount of an asset (or cash-generating unit) is estimated to be less than its carrying amount, the carrying amount of the asset (or cash-generating unit) is reduced to its recoverable amount. An impairment loss is recognised immediately in profit or loss.

When an impairment loss subsequently reverses, the carrying amount of the asset (or a cash-generating unit) is increased to the revised estimate of its recoverable amount, but so that the increased carrying amount does not exceed the carrying amount that would have been determined had no impairment loss been recognised for the asset (or cash-generating unit) in prior years. A reversal of an impairment loss is recognised immediately in profit or loss.



**m Impairment of non-financial assets**

At the end of each reporting period, the Company reviews the carrying amounts of non-financial assets, other than inventories and deferred tax assets to determine whether there is any indication that those assets have suffered an impairment loss. If any such indication exists, the recoverable amount of the asset is estimated in order to determine the extent of the impairment loss (if any). When it is not possible to estimate the recoverable amount of an individual asset, the Company estimates the recoverable amount of the cash-generating unit to which the asset belongs. Each CGU represents the smallest group of assets that generates cash inflows that are largely independent of the cash inflows of other assets or CGUs. When a reasonable and consistent basis of allocation can be identified, corporate assets are also allocated to individual cash-generating units, or otherwise they are allocated to the smallest group of cash-generating units for which a reasonable and consistent allocation basis can be identified.

Recoverable amount is the higher of fair value less costs of disposal and value in use. In assessing value in use, the estimated future cash flows are discounted to their present value using a pre-tax discount rate that reflects current market assessments of the time value of money and the risks specific to the asset for which the estimates of future cash flows have not been adjusted.

If the recoverable amount of an asset (or cash-generating unit) is estimated to be less than its carrying amount, the carrying amount of the asset (or CGU) is reduced to its recoverable amount. An impairment loss is recognised immediately in statement of profit and loss. Impairment loss recognised in respect of a CGU is allocated to reduce the carrying amounts of the other assets of the CGU (or group of CGUs) on a pro rata basis.

**n Cash and Cash Equivalents**

Cash and cash equivalent in the balance sheet comprise cash at banks and on hand and short-term deposits with an original maturity of three months or less, which are subject to an insignificant risk of changes in value.

Cash and cash equivalents for the purpose of Statement of Cash Flow comprise cash and cheques in hand, bank balances, demand deposits with banks where the original maturity is three months or less.

**3 Use of estimates and judgments**

The preparation of the Company's financial statements requires management to make judgments, estimates and assumptions that affect the reported amounts of revenues, expenses, assets and liabilities, and the accompanying disclosures including contingent liabilities. Uncertainty about these assumptions and estimates could result in outcomes that require a material adjustment to the carrying amount of assets or liabilities affected in future periods.

**Key Sources of Estimation uncertainty:**

The key assumptions concerning the future and other key sources of estimation uncertainty at the reporting date, that have a significant risk of causing a material adjustment to the carrying amounts of assets and liabilities within the next financial year, are described below. Existing circumstances and assumptions about future developments may change due to market changes or circumstances arising that are beyond the control of the Company. Such changes are reflected in the assumptions when they occur.

**i) Fair value measurement of financial instruments**

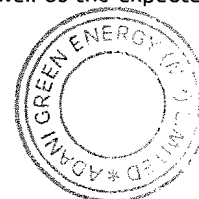
In estimating the fair value of financial assets and financial liabilities, the Company uses market observable data to the extent available. Where such Level 1 inputs are not available, the Company establishes appropriate valuation techniques and inputs to the model. The inputs to these models are taken from observable markets where possible, but where this is not feasible, a degree of judgment is required in establishing fair values. judgments include considerations of inputs such as liquidity risk, credit risk and volatility. Changes in assumptions about these factors could affect the reported fair value of financial instruments.

**ii) Taxes**

Significant management judgment is required to determine the amount of deferred tax assets that can be recognised, based upon the likely timing and the level of future taxable profits together with future tax planning strategies and future recoverability of deferred tax assets.

**iii) Impairment of Non Financial Assets**

Impairment exists when the carrying value of an asset or cash generating unit exceeds its recoverable amount, which is the higher of its fair value less costs of disposal and its value in use. The fair value less costs of disposal calculation is based on available data for similar assets or observable market prices less incremental costs for disposing of the asset. The value in use calculation is based on a DCF model. The recoverable amount is sensitive to the discount rate used for the DCF model as well as the expected future cash-inflows and the growth rate used.



## 4 Property, Plant and Equipment

(₹ in Lakhs)

| Particulars                | As at<br>31st March, 2019 | As at<br>31st March, 2018 |
|----------------------------|---------------------------|---------------------------|
| <b>Carrying amount of:</b> |                           |                           |
| <b>Tangible assets</b>     |                           |                           |
| Land - Freehold            | 409.11                    | 193.54                    |
| Office Equipments          | 0.13                      | -                         |
| <b>Total</b>               | <b>409.24</b>             | <b>193.54</b>             |

(₹ in Lakhs)



| Description of Assets               | Tangible Assets |                   |        |
|-------------------------------------|-----------------|-------------------|--------|
|                                     | Land - Freehold | Office Equipments | Total  |
| <b>I. Cost</b>                      |                 |                   |        |
| Balance as at 1st April, 2017       | -               | -                 | -      |
| Additions                           | 193.54          | -                 | 193.54 |
| Deductions                          | -               | -                 | -      |
| Balance as at 31st March, 2018      | 193.54          | -                 | 193.54 |
| Additions                           | 215.57          | 0.19              | 215.76 |
| Deductions                          | -               | -                 | -      |
| Balance as at 31st March, 2019      | 409.11          | 0.19              | 409.30 |
| <b>II. Accumulated depreciation</b> |                 |                   |        |
| Balance as at 1st April, 2017       | -               | -                 | -      |
| Depreciation expense for the year   | -               | -                 | -      |
| Disposals                           | -               | -                 | -      |
| Balance as at 31st March, 2018      | -               | -                 | -      |
| Depreciation expense for the year   | -               | 0.06              | 0.06   |
| Disposals                           | -               | -                 | -      |
| Balance as at 31st March, 2019      | -               | 0.06              | 0.06   |

**Note :**

(i) For charges created refer note 15.



| 5 Capital Work In Progress  |  | As at<br>31st March, 2019<br>(₹ in Lakhs) | As at<br>31st March, 2018<br>(₹ in Lakhs) |
|---|--|---|---|
| Capital Work in Progress  |  | 11,460.65                                 | 898.38                                    |
| <b>Total</b>  |  | <b>11,460.65</b>                          | <b>898.38</b>                             |
| 6 Non-current Investments   |  | As at<br>31st March, 2019<br>(₹ in Lakhs) | As at<br>31st March, 2018<br>(₹ in Lakhs) |
| <b>Investments measured at Cost</b>   |  |   |   |
| <b>Investment in unquoted Equity Shares of Subsidiaries (fully paid)</b>                              |  |   |   |
| 10,000 Equity Shares (As at 31st March, 2018 nil) of ₹ 10 each of Adani Renewable Energy (GJ) Limited |  | 1.00                                      | -   |
| 10,000 Equity Shares (As at 31st March, 2018 nil) of ₹ 10 each of Adani Renewable Energy (TN) Limited |  | 1.00                                      | -   |
| <b>Total</b>  |  | <b>2.00</b>                               | <b>-</b>                                  |
| Aggregate value of unquoted Investment (including equity investments in subsidiaries)                 |  | 2.00                                      | -   |
| 7 Other Non-current Financial Assets<br>(Unsecured, Considered Good)                                  |  | As at<br>31st March, 2019<br>(₹ in Lakhs) | As at<br>31st March, 2018<br>(₹ in Lakhs) |
| Balances held as Margin Money   |  | -   | 2,000.00                                  |
| Fixed Deposits-Original Maturity more than 12 months  |  | -   | 0.68                                      |
| <b>Total</b>  |  | <b>-</b>                                  | <b>2,000.68</b>                           |
| (i) Margin money is pledged / lien against letter of credit and other credit facilities.              |  |   |   |
| 8 Other Non-current Assets<br>(Unsecured, Considered Good)  |  | As at<br>31st March, 2019<br>(₹ in Lakhs) | As at<br>31st March, 2018<br>(₹ in Lakhs) |
| Capital advances  |  | 50,730.55                                 | 2,883.16                                  |
| <b>Total</b>  |  | <b>50,730.55</b>                          | <b>2,883.16</b>                           |
| 9 Cash and Cash equivalents   |  | As at<br>31st March, 2019<br>(₹ in Lakhs) | As at<br>31st March, 2018<br>(₹ in Lakhs) |
| Balances with banks   |  |   |   |
| In current accounts   |  | 1,821.25                                  | 17.43                                     |
| <b>Total</b>  |  | <b>1,821.25</b>                           | <b>17.43</b>                              |
| <b>Note :</b>   |  |   |   |
| (i) For charges created refer note 15.  |  |   |   |
| 10 Bank balance (other than Cash and Cash equivalents)  |  | As at<br>31st March, 2019<br>(₹ in Lakhs) | As at<br>31st March, 2018<br>(₹ in Lakhs) |
| Balances held as Margin Money   |  | 31.99                                     | 2,390.00                                  |
| Fixed Deposits (with original maturity for more than three months)                                    |  | 0.75                                      | -   |
| <b>Total</b>  |  | <b>32.74</b>                              | <b>2,390.00</b>                           |
| <b>Note :</b>   |  |   |   |
| (i) For charges created refer note 15.  |  |   |   |
| (ii) Margin money is pledged / lien against letter of credit and other credit facilities.             |  |   |   |
| 11 Other Current Financial Assets<br>(Unsecured, Considered Good)                                     |  | As at<br>31st March, 2019<br>(₹ in Lakhs) | As at<br>31st March, 2018<br>(₹ in Lakhs) |
| Interest accrued but not due  |  | 1.47                                      | 69.43                                     |
| Security deposit  |  | 14.97                                     | 4.35                                      |
| Others  |  | -   | 43.68                                     |
| <b>Total</b>  |  | <b>16.44</b>                              | <b>117.46</b>                             |



## Notes to financial statements as at and for the year ended on 31st March, 2019

| 12 Other Current Assets<br>(Unsecured, Considered Good) | As at<br>31st March, 2019<br>(₹ in Lakhs) | As at<br>31st March, 2018<br>(₹ in Lakhs) |
|---|---|---|
| Advance for supply of goods and services                | 496.68                                    | 509.02                                    |
| Prepaid Expenses  | 746.76                                    | -   |
| <b>Total</b>  | <b>1,243.44</b>                           | <b>509.02</b>                             |

| 13 Share Capital   | As at<br>31st March, 2019<br>(₹ in Lakhs) | As at<br>31st March, 2018<br>(₹ in Lakhs) |
|--|---|---|
| Authorised Share Capital<br>175,000,000 (As at 31st March, 2018 - 10,000,000) equity shares of ₹ 10/- each                       | 17,500.00                                 | 1,000.00                                  |
| <b>Total</b>   | <b>17,500.00</b>                          | <b>1,000.00</b>                           |
| Issued, Subscribed and fully paid-up equity shares<br>108,310,000 (As at 31st March, 2018 - 50,000) equity shares of ₹ 10/- each | 10,831.00                                 | 5.00                                      |
| <b>Total</b>   | <b>10,831.00</b>                          | <b>5.00</b>                               |

## a. Reconciliation of the shares outstanding at the beginning and at the end of the reporting year

## Equity Shares

|                                    | As at 31st March, 2019 |                  | As at 31st March, 2018 |              |
|------------------------------------|------------------------|------------------|------------------------|--------------|
|                                    | No. Shares             | (₹ in Lakhs)     | No. Shares             | (₹ in Lakhs) |
| At the beginning of the year       | 50,000                 | 5.00             | 50,000                 | 5.00         |
| Issued during the year             | 10,82,60,000           | 10,826.00        | -                      | -            |
| Outstanding at the end of the year | <b>10,83,10,000</b>    | <b>10,831.00</b> | <b>50,000</b>          | <b>5.00</b>  |

## b. Terms/rights attached to equity shares

The Company has only one class of equity shares having par value of ₹ 10 per share. Each holder of equity shares is entitled to one vote per share. In the event of liquidation of the Company the holders of the equity shares will be entitled to receive remaining assets of the Company, after distribution of all preferential amounts. The distribution will be in proportion to the number of equity shares held by the share holders.

## c. Shares held by holding entity

Out of equity shares issued by the Company, shares held by its holding company are as under:

|   | As at<br>31st March, 2019<br>(₹ in Lakhs) | As at<br>31st March, 2018<br>(₹ in Lakhs) |
|---|---|---|
| Adani Green Energy Limited<br>108,310,000 (As at 31st March, 2018 - 50,000) equity shares of ₹ 10/- each<br>(along with its nominees) | 10,831.00                                 | 5.00                                      |


## d. Details of shareholders holding more than 5% shares in the Company

|  | As at 31st March, 2019 |                        | As at 31st March, 2018 |                        |
|--|------------------------|------------------------|------------------------|------------------------|
|  | No. of Shares          | % holding in the class | No. of Shares          | % holding in the class |
| Equity shares of ₹ 10 each fully paid<br>Adani Green Energy Limited, Parent Company<br>(along with its nominees) | 10,83,10,000           | 100.00%                | 50,000                 | 100.00%                |
|  | <b>10,83,10,000</b>    | <b>100.00%</b>         | <b>50,000</b>          | <b>100.00%</b>         |

| 14 Other Equity     | As at<br>31st March, 2019<br>(₹ in Lakhs) | As at<br>31st March, 2018<br>(₹ in Lakhs) |
|---------------------|---|---|
| Retained Earnings   |   |   |
| Opening Balance     | (325.52)                                  | (308.04)                                  |
| (Loss) for the year | (220.69)                                  | (17.48)                                   |
| Closing Balance     | <b>(546.21)</b>                           | <b>(325.52)</b>                           |

## Note:

Retained earnings represents the amount that can be distributed by the Company as dividends considering the requirements of the Companies' Act, 2013.



## Notes to financial statements as at and for the year ended on 31st March, 2019

| 15 Non - Current Borrowings<br>(at amortised cost)   | Non-current portion                       |   | Current maturities                        |   |
|--|---|---|---|---|
|  | As at<br>31st March, 2019<br>(₹ in Lakhs) | As at<br>31st March, 2018<br>(₹ in Lakhs) | As at<br>31st March, 2019<br>(₹ in Lakhs) | As at<br>31st March, 2018<br>(₹ in Lakhs) |
| <b>Secured borrowings</b>  |   |   |   |   |
| Term Loans   |   |   |   |   |
| From Financial Institutions<br>(refer note (ii) below)   | 14,257.00                                 | -   | -   | -   |
| Trade Credits  |   |   |   |   |
| From Banks (refer note (i) below)  | 16,811.56                                 | -   | -   | -   |
|  | <b>31,068.56</b>                          | -   | -   | -   |
| <b>Unsecured borrowings</b>  |   |   |   |   |
| 10.05% Unsecured Compulsory<br>Convertible Debentures (For balances<br>with related parties refer note 27) | 7,139.00                                  | -   | -   | -   |
|  | <b>7,139.00</b>                           | -   | -   | -   |
| <b>Total</b>   | <b>38,207.56</b>                          | -   | -   | -   |

**Note :**

(i) Trade credits from Banks aggregating to ₹ 17,170.85 lakhs (as at 31st March, 2018 Nil) is further secured /or to be secured by first charge on project assets of the Company and carry an interest rate ranging from 8% p.a. to 10% p.a.

(ii) Rupee term loans from Financial Institution of ₹ 14,257.00 lakhs (as at 31st March, 2018 Nil) are secured by first charge by way of mortgage of all present and future immovable assets, movable assets and current assets of the company on paripassu basis. Further the facilities are secured by pledge of 100% Equity Shares held by parent company. Rupee term loan from Financial Institutions are payable in 70 to 72 structured quarterly installments starting from financial year 2021-2022. Trade Credit facilities will be contractually converted in Rupee Term Loan on due dates and the same will carry an interest rate ranging from 10.50% p.a. to 10.80% p.a. on Rupee term loans.

**16 Current Borrowings**

|  | As at<br>31st March, 2019<br>(₹ in Lakhs) | As at<br>31st March, 2018<br>(₹ in Lakhs) |
|--|---|---|
| <b>Secured Borrowings</b>                                |   |   |
| Trade Credits  |   |   |
| From Banks (refer note (i) below)                        | 2,360.00                                  | 2,360.00                                  |
|  | <b>2,360.00</b>                           | <b>2,360.00</b>                           |
| <b>Unsecured Borrowings</b>                              |   |   |
| From Related Parties (refer note (ii) below and note 27) | 12,717.83                                 | 6,235.79                                  |
|  | <b>12,717.83</b>                          | <b>6,235.79</b>                           |
| <b>Total</b>   | <b>15,077.83</b>                          | <b>8,595.79</b>                           |

**Note :**

(i) Trade credits from Banks aggregating to ₹ 2,360.00 lakhs (as at 31st March, 2018 ₹ 2,360.00) is further secured /or to be secured by first charge on project assets of the Company and carry an interest rate in ranging from 8% p.a. to 10% p.a.



(ii) Loans from related parties are repayable on mutually agreed terms within a period of one year from the date of balance sheet and carry an interest rate ranging from 10% p.a. to 10.50% p.a.

**17 Trade Payables**

|  | As at<br>31st March, 2019<br>(₹ in Lakhs) | As at<br>31st March, 2018<br>(₹ in Lakhs) |
|--|---|---|
| <b>Trade Payables</b>  |   |   |
| i. Total outstanding dues of micro enterprises and small enterprises (refer note 29)       | 0.01                                      | -   |
| ii. Total outstanding dues of creditors other than micro enterprises and small enterprises | 8.71                                      | 41.60                                     |
| <b>Total</b>   | <b>8.72</b>                               | <b>41.60</b>                              |

**Note :**

(i) For balances with related parties refer note 27.



## Notes to financial statements as at and for the year ended on 31st March, 2019

## 18 Other Current Financial Liabilities

|  | As at<br>31st March, 2019<br>(₹ in Lakhs) | As at<br>31st March, 2018<br>(₹ in Lakhs) |
|--|---|---|
| Interest accrued but not due on borrowings | 147.54                                    | -   |
| Capital creditors*                         | 1,649.38                                  | 641.24                                    |
| Retention money payable                    | 335.89                                    | 40.19                                     |
| <b>Total</b>                               | <b>2,132.81</b>                           | <b>681.43</b>                             |

## Note:

(i) For balances with related parties refer note 27.

\* Capital creditors represents the amounts payable for purchase of Property, Plant and Equipment and Capital-Work-In-Progress

## 19 Other Current Liabilities

|                        | As at<br>31st March, 2019<br>(₹ in Lakhs) | As at<br>31st March, 2018<br>(₹ in Lakhs) |
|------------------------|---|---|
| Statutory liabilities  | 15.89                                     | 11.37                                     |
| Advance from Customers | 0.07                                      | -   |
| <b>Total</b>           | <b>15.96</b>                              | <b>11.37</b>                              |

## 20 Finance costs

|  | For the year ended<br>31st March, 2019<br>(₹ in Lakhs) | For the year ended<br>31st March, 2018<br>(₹ in Lakhs) |
|--|--|--|
| <b>Other borrowing costs :</b>         |  |  |
| Bank Charges and Other Borrowing Costs | 16.00  | 11.90  |
| <b>Total</b>                           | <b>16.00</b>   | <b>11.90</b>   |

## 21 Other Expenses

|                               | For the year ended<br>31st March, 2019<br>(₹ in Lakhs) | For the year ended<br>31st March, 2018<br>(₹ in Lakhs) |
|-------------------------------|--|--|
| Rates and Taxes               | -  | 0.48   |
| Legal & Professional Expenses | 150.71   | 0.44   |
| Payment to Auditors           |  |  |
| Statutory Audit Fees          | 0.24   | 0.23   |
| Others                        | 1.15   | 0.30   |
| Bid and Tender Expenses       | 52.59  | 4.13   |
| <b>Total</b>                  | <b>204.69</b>  | <b>5.58</b>  |

## 22 Income Tax


The major components of income tax expense for the years ended 31st March, 2019 and 31st March, 2018 are:

## Income Tax Expense :

|  | For the year ended<br>31st March, 2019<br>(₹ in Lakhs) | For the year ended<br>31st March, 2018<br>(₹ in Lakhs) |
|--|--|--|
| <b>Current Tax:</b>  |  |  |
| Current Income Tax Charge  | -  | -  |
| <b>Total (a)</b>   | <b>-</b>   | <b>-</b>   |
| <b>Deferred Tax</b>  |  |  |
| In respect of current year origination and reversal of temporary differences | -  | -  |
| <b>Total (b)</b>   | <b>-</b>   | <b>-</b>   |
| <b>Total (a+b)</b>   | <b>-</b>   | <b>-</b>   |

The income tax expense for the year can be reconciled to the accounting profit as follows :

|  |          |          |
|--|----------|----------|
| Accounting profit / (loss) before tax  | (220.69) | (17.48)  |
| Income tax using the company's domestic tax rate @ 26.00%(as at 31st March, 2018 @ 25.75%) | (57.38)  | (4.50)   |
| <b>Tax Effect of :</b>   |          |          |
| Current year losses on which no DTA is created   | 57.38    | 4.50     |
| <b>Income tax recognised in profit and loss account at effective rate</b>                  | <b>-</b> | <b>-</b> |



**23 Financial Instruments, Financial Risk and Capital Management :**

The Company's risk management activities are subject to the management direction and control under the framework of Risk Management Policy as approved by the Board of Directors of the Company. The Management ensures appropriate risk governance framework for the Company through appropriate policies and procedures and these risks are identified, measured and managed in accordance with the Company's policy. The Company's financial liabilities comprise mainly of borrowings, trade and other payables. The Company's financial assets comprise mainly of cash and bank balances.

The Company has exposure to the following risks arising from financial instruments:

- Market risk
- Credit risk ;
- Liquidity risk ;

**Market risk**

Market risk is the risk that the fair value of future cash flows of a financial instrument will fluctuate because of changes in market prices. Market risk comprises three types of risk: interest rate risk, currency risk and commodity risk.

**i) Interest rate risk**

Interest rate risk is the risk that the fair value or future cash flows of a financial instrument will fluctuate because of changes in market interest rates. The Company's exposure to the risk of changes in market interest rates relates primarily to the Company's long-term debt obligations with fixed and floating interest rates.

The Company manages its interest rate risk by having a mixed portfolio of fixed and variable rate loans and borrowings. The company's borrowings from banks are at floating rate of interest and borrowings from related parties are at fixed rate of interest.

As projects are yet not capitalised till 31st March, 2019 interest rate fluctuation is not applicable, hence impact of interest rate sensitivity is not calculated.

**ii) Foreign Currency risk**

Foreign Currency risk is the risk that the future cash flows of a financial instrument will fluctuate because of changes in foreign exchange rates. The Company is exposed to the effects of fluctuation in the prevailing foreign currency exchange rates on its financial position and cash flows. Exposure arises primarily due to exchange rate fluctuations between the functional currency and other currencies from the Company's operating and financing activities. The Company hedges 25% of its total exposure for 12 months as per the policy.

There is no outstanding foreign currency exposure as at 31st March, 2019 and 31st March, 2018, Hence impact of Foreign currency risk is not calculated.

**iii) Price risk**

The Company's exposure to price risk in the investment in mutual funds and classified in the balance sheet as fair value through profit or loss. Management monitors the prices closely to mitigate its impact on profit and cash flows. Since these investments are insignificant, the exposure to price changes is minimal.

**Credit risk****Other Financial Assets:**

This comprises mainly of deposits with banks, investments in mutual funds and other intercompany receivables. Credit risk arising from these financial assets is limited and there is no collateral held against these because the counterparties are group companies, banks and recognised financial institutions. Banks and recognised financial institutions have high credit ratings assigned by the international credit rating agencies.

**Liquidity risk**

Liquidity risk is the risk that the Company will encounter difficulty in meeting the obligations associated with its financial liabilities that are settled by delivering cash or another financial asset. The Company monitors its risk of shortage of funds using cash flow forecasting models. These models consider the maturity of its financial investments, committed funding and projected cash flows from operations. The Company's objective is to provide financial resources to meet its business objectives in a timely, cost effective and reliable manner and to manage its capital structure. A balance between continuity of funding and flexibility is maintained through continued support from lenders, trade creditors as well as through issue of equity shares.

The Company is into recent stage of operations with most of the projects capitalised in the current financial year. The Company expects to generate positive cash flows from operations in order to meet its financial liabilities as they fall due.

**Maturity profile of financial liabilities :**

The table below provides details regarding the remaining contractual maturities of financial liabilities at the reporting date based on contractual undiscounted payments.

|                             | (₹ in Lakhs)     |              |                   |           |
|-----------------------------|------------------|--------------|-------------------|-----------|
| As at 31st March, 2019      | Less than 1 year | 1 to 5 years | More than 5 years | Total     |
| Borrowings                  | 15,077.83        | 2,048.79     | 36,158.77         | 53,285.39 |
| Trade Payables              | 8.72             | -            | -                 | 8.72      |
| Other Financial Liabilities | 2,132.81         | -            | -                 | 2,132.81  |
| As at 31st March, 2018      | Less than 1 year | 1 to 5 years | More than 5 years | Total     |
| Borrowings                  | 8,595.79         | -            | -                 | 8,595.79  |
| Trade Payables              | 41.60            | -            | -                 | 41.60     |
| Other Financial Liabilities | 681.43           | -            | -                 | 681.43    |

**Capital Management**

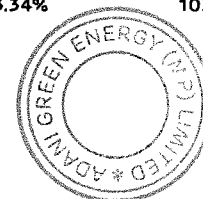

The Company's objectives for managing capital is to safeguard continuity and healthy capital ratios in order to support its business and provide adequate return to shareholders through continuing growth. The Company's overall strategy remains unchanged from previous year.

The Company sets the amount of capital required on the basis of annual business and long-term operating plans which include capital and other strategic investments.

The funding requirements are met through a mixture of equity, internal fund generation, and other non - current/current borrowings. The Company's policy is to use current and non - current borrowings to meet anticipated funding requirements. The Company monitors capital on the basis of the net debt to equity ratio.

No changes were made in the objectives, policies or processes for managing capital during the years ended as at 31st March, 2019 and as at 31st March, 2018.

| Particulars  | Note         | For the year ended<br>31st March, 2019 | For the year ended<br>31st March, 2018 |
|--|--------------|--|--|
| Net debt (total debt less cash and cash equivalents) (A) | 15, 16 and 9 | 51,464.14                              | 8,578.36                               |
| Total capital (B)  | 13 and 14    | 10,284.79                              | (320.52)                               |
| Total capital and net debt C=(A+B)                       |              | 61,748.93                              | 8,257.84                               |
| Gearing ratio (A/C)                                      |              | 83.34%                                 | 103.88%                                |





## 24 Contingent Liabilities and Commitments (to the extent not provided for) :

## (i) Contingent Liabilities :

Based on the information available with the company, there is no contingent liability as at the year ended 31st March, 2019 and 31st March,

|   | For the year ended<br>31st March, 2019<br>(₹ in Lakhs) | For the year ended<br>31st March, 2018<br>(₹ in Lakhs) |
|---|--|--|
| (ii) Commitments :  |  |  |
| Capital Commitment (estimated amount of contracts remaining to be executed on capital account and not provided for) | 1,45,660.85  | 25,872.00  |
|   | <b>1,45,660.85</b>                                     | <b>25,872.00</b>                                       |

## 25 Fair Value Measurement :

## a) The carrying value of financial instruments by categories as of 31st March, 2019 is as follows :

| (₹ in Lakhs)                                       |  |   |                  |                  |
|--|--|---|------------------|------------------|
| Particulars  | Fair Value<br>through Other<br>Comprehensive<br>Income | Fair Value<br>through profit or<br>loss | Amortised cost   | Total            |
| <b>Financial Assets</b>                            |  |   |                  |                  |
| Cash and cash equivalents                          | -  | -                                       | 1,821.25         | 1,821.25         |
| Bank balances other than cash and cash equivalents | -  | -                                       | 32.74            | 32.74            |
| Other Financial assets                             | -  | -                                       | 16.44            | 16.44            |
| <b>Total</b>                                       | <b>-</b>   | <b>-</b>                                | <b>1,870.43</b>  | <b>1,870.43</b>  |
| <b>Financial Liabilities</b>                       |  |   |                  |                  |
| Borrowings   | -  | -                                       | 53,285.39        | 53,285.39        |
| Trade Payables                                     | -  | -                                       | 8.72             | 8.72             |
| Other Financial Liabilities                        | -  | -                                       | 2,132.81         | 2,132.81         |
| <b>Total</b>                                       | <b>-</b>   | <b>-</b>                                | <b>55,426.92</b> | <b>55,426.92</b> |

## b) The carrying value of financial instruments by categories as of 31st March, 2018 is as follows :

| (₹ in Lakhs)                                       |  |   |                 |                 |
|--|--|---|-----------------|-----------------|
| Particulars  | Fair Value<br>through Other<br>Comprehensive<br>Income | Fair Value<br>through profit or<br>loss | Amortised cost  | Total           |
| <b>Financial Assets</b>                            |  |   |                 |                 |
| Cash and cash equivalents                          | -  | -                                       | 17.43           | 17.43           |
| Bank balances other than cash and cash equivalents | -  | -                                       | 2,390.00        | 2,390.00        |
| Other Financial assets                             | -  | -                                       | 2,118.14        | 2,118.14        |
| <b>Total</b>                                       | <b>-</b>   | <b>-</b>                                | <b>4,525.57</b> | <b>4,525.57</b> |
| <b>Financial Liabilities</b>                       |  |   |                 |                 |
| Borrowings   | -  | -                                       | 8,595.79        | 8,595.79        |
| Trade Payables                                     | -  | -                                       | 41.60           | 41.60           |
| Other Financial Liabilities                        | -  | -                                       | 681.43          | 681.43          |
| <b>Total</b>                                       | <b>-</b>   | <b>-</b>                                | <b>9,318.82</b> | <b>9,318.82</b> |

## Notes:

(i) Investments in subsidiaries classified as equity investments have been accounted at historical cost. Since these are scope out of Ind AS 109 for the purposes of measurement, the same have not been disclosed in the tables above.


(ii) Fair value of financial assets and liabilities measured at amortised cost is not materially different from the amortised cost. Further, impact of time value of money is not significant for the financial instruments classified as current. Accordingly, the fair value has not been disclosed separately.

(iii) Since the Company does not have any financial asset or liability measured at fair value, disclosure of fair value hierarchy and disclosure of category-wise assets and liabilities is not relevant. All financial assets and liabilities of the Company have been valued at amortised cost and their values are not expected to be different than those presented in financial statements.

## 26 Pursuant to the Indian Accounting Standard (Ind AS- 33) – Earnings per

Share, the disclosure is as under:

|  | UOM          | For the year ended<br>31st March, 2019 | For the year ended<br>31st March, 2018 |
|--|--------------|--|--|
| <b>Basic and Diluted EPS</b>   |              |  |  |
| (Loss) attributable to equity shareholders                           | (₹ in Lakhs) | (220.69)                               | (17.48)                                |
| Weighted average number of equity shares outstanding during the year | No.          | 1,21,11,616.44                         | 50,000                                 |
| Nominal Value of equity share  | ₹            | 10                                     | 10                                     |
| Basic and Diluted EPS  | ₹            | (1.82)                                 | (34.96)                                |



## 27 Related party transactions

## a. List of related parties and relationship

The Management has identified the following entities and individuals as related parties of the Company for the year ended 31st March, 2019 for the purpose of reporting as per Ind AS 24 - Related Party Disclosure which are as under:-

|  |   |  |
|--|---|--|
| Ultimate Controlling Entity  | : | S. B. Adani Family Trust ( SBAFT )                                   |
|  | : | Adani Trading Services LLP   |
|  | : | Adani Properties Private Limited                                     |
|  | : | Universal Trade and Investments Limited                              |
| Immediate Holding Company  | : | Adani Green Energy Limited   |
| Subsidiaries   | : | Adani Renewable Energy (GJ) Limited                                  |
|  | : | Adani Renewable Energy (TN) Limited                                  |
| Fellow Subsidiaries  | : | Parampujya Solar Energy Private Limited                              |
| (with whom transactions are done)  | : | Adani Green Energy (UP) Limited                                      |
|  | : | Adani Green Energy (Tamil Nadu) Limited                              |
|  | : | Kilaj Solar (Maharashtra) Private Limited                            |
|  | : | Adani Renewable Energy Park Limited                                  |
|  | : | Wardha Solar (Maharashtra) Private Limited                           |
|  | : | Adani Wind Energy (Gujarat) Private Limited                          |
|  | : | Adani Wind Energy (AP) Private Limited                               |
| Entities under common control / Associate entities (with whom transactions are done) | : | Adani Enterprises Limited  |
|  | : | Adani Renewable Energy Park (Gujarat) Limited                        |
|  | : | Adani Renewable Energy Park Rajasthan Limited                        |
| Key Management Personnel   | : | Abhilash Mehta, Additional Director (w.e.f. 26th March, 2019)        |
|  | : | Manish Karna, Whole-time Director (w.e.f. 26th July, 2018)           |
|  | : | Jitendra Kumar, Chief Financial Officer (w.e.f. 15th February, 2019) |
|  | : | Razak Khatri, Director (w.e.f. 26th July, 2018)                      |
|  | : | Dev Prakash Joshi (upto 26th July, 2018)                             |
|  | : | Virendra Kasliwal (upto 26th July, 2018)                             |
|  | : | Ashish Garg (upto 26th July, 2018)                                   |

## b. Transactions with Related Party

(₹ in Lakhs)

| Nature of Transaction              | Related Party                                 | For the year ended<br>31st March, 2019 | For the year ended<br>31st March, 2018 |
|------------------------------------|---|--|--|
| Equity Share Capital               | : Adani Green Energy Limited                  | 10,826.00                              | -                                      |
| Purchase of Investment from        | : Adani Green Energy Limited                  | 2.00                                   | -                                      |
| Loan Taken                         | : Adani Green Energy Limited                  | 44,974.54                              | 6,169.43                               |
| Loan Repaid Back                   | : Adani Green Energy Limited                  | 38,492.50                              | -                                      |
|                                    | : Adani Enterprises Limited                   | -                                      | 336.05                                 |
| Interest Expense on Loan           | : Adani Green Energy Limited                  | 930.68                                 | 178.21                                 |
|                                    | : Adani Enterprises Limited                   | -                                      | 32.87                                  |
|                                    | : Adani Green Energy Limited                  | 1.18                                   | -                                      |
|                                    | : Adani Green Energy (Tamil Nadu) Limited     | 0.07                                   | -                                      |
|                                    | : Adani Green Energy (UP) Limited             | 13.97                                  | -                                      |
| Other Balance Transfer To          | : Adani Renewable Energy Park (Gujarat) Limi  | 0.07                                   | -                                      |
|                                    | : Adani Renewable Energy Park Limited         | 0.07                                   | -                                      |
|                                    | : Kilaj Solar (Maharashtra) Private Limited   | 0.07                                   | -                                      |
|                                    | : Wardha Solar (Maharashtra) Private Limited  | 1.09                                   | -                                      |
| Borrowing Debenture                | : Adani Green Energy Limited                  | 7,139.00                               | -                                      |
| Advance Received for Land          | : Parampujya Solar Energy Private Limited     | -                                      | 68.00                                  |
| Advance Transfer from Intercompany | : Adani Green Energy Limited                  | -                                      | 511.88                                 |
| Purchase of Asset                  | : Adani Green Energy (UP) Limited             | 7.44                                   | 4.33                                   |
|                                    | : Wardha Solar (Maharashtra) Private Limited  | 13.28                                  | -                                      |
| Purchase of Goods                  | : Adani Renewable Energy Park Rajasthan Lin   | 20.21                                  | -                                      |
| Sale of Asset                      | : Adani Wind Energy (Gujarat) Private Limited | -                                      | 37.02                                  |
| Reimbursement of Expenses Paid     | : Adani Green Energy (UP) Limited             | -                                      | 0.12                                   |
|                                    | : Adani Wind Energy (AP) Private Limited      | -                                      | 6.00                                   |
| Advance given for Capital Goods    | : Adani Green Energy Limited                  | 30,130.00                              | -                                      |
| Corporate Guarantee Received       | : Adani Green Energy Limited                  | 50,068.00                              | -                                      |

## c. Balances With Related Party

(₹ in Lakhs)



| Type of Balance                     | Related Party                                   | As at<br>31st March, 2019 | As at<br>31st March, 2018 |
|-------------------------------------|---|---------------------------|---------------------------|
| Borrowings                          | : Adani Green Energy Limited                    | 12,717.83                 | 6,235.79                  |
| Borrowings (Debenture)              | : Adani Green Energy Limited                    | 7,139.00                  | -                         |
|                                     | : Adani Green Energy Limited                    | -                         | 511.88                    |
| Accounts Payables (Incl Provisions) | : Adani Green Energy (UP) Limited               | 27.86                     | 5.11                      |
|                                     | : Wardha Solar (Maharashtra) Private Limited    | 16.76                     | -                         |
|                                     | : Parampujya Solar Energy Private Limited       | 73.34                     | 68.00                     |
|                                     | : Adani Wind Energy (Gujarat) Private Limited   | -                         | 43.68                     |
|                                     | : Adani Green Energy Limited                    | 29,616.94                 | -                         |
|                                     | : Adani Green Energy (Tamil Nadu) Limited       | 0.07                      | -                         |
| Accounts Receivable                 | : Adani Renewable Energy Park Limited           | 0.07                      | -                         |
|                                     | : Adani Renewable Energy Park (Gujarat) Limited | 0.07                      | -                         |
|                                     | : Kilaj Solar (Maharashtra) Private Limited     | 0.07                      | -                         |
| Corporate Guarantee Received        | : Adani Green Energy Limited                    | 50,068.00                 | -                         |

## Terms and conditions of transactions with related parties

Outstanding balances of related parties at the year-end are unsecured. There have been no guarantees provided or received for any related party receivables or payables.

## Notes:

The names of the related parties and nature of the relationships where control exists are disclosed irrespective of whether or not there have been transactions between the related parties. For others, the names and the nature of relationships is disclosed only when the transactions are entered into by the Company with the related parties during the existence of the related party.



**28 Recent Indian Accounting Standards (Ind AS)****Standards issued but not yet effective**

Ind AS 116 Leases replaces existing lease accounting guidance i.e. Ind AS 17 Leases. It sets out principles for the recognition, measurement, presentation and disclosure of leases and requires lessees to account for all leases, except short-term leases and leases for low-value items, under a single on-balance sheet lease accounting model. A lessee recognises a right-of-use asset representing its right to use the underlying asset and a lease liability representing its obligation to make lease payments. Lessor accounting largely unchanged from the existing standard – i.e. lessors continue to classify leases as finance or operating leases.

Based on the preliminary assessment, the Company does not expect any significant impacts on transition to Ind AS 116 on its Net worth. The management is under process of its assessment is based on currently available information and may be subject to changes arising from further reasonable and supportable information when the standard will be adopted. The quantitative impacts would be finalized based on a detailed assessment which has been initiated to identify the key impacts along with evaluation of appropriate transition options.

**29 Due to micro, small and medium enterprises**

Under the Micro Small and Medium Enterprises Development Act, 2006, (MSMED) which came in to force from 2nd October, 2006, certain disclosures are required to be made relating to Micro, Small and Medium enterprises. On the basis of the information and records available with management, outstanding dues to the Micro and Small enterprise as defined in the MSMED Act, 2006 are disclosed as below.

| Particulars   | As at 31st March,<br>2019<br>(₹ in Lakhs) | As at 31st March,<br>2018<br>(₹ in Lakhs) |
|---|---|---|
| Principal amount remaining unpaid to any supplier as at the year end.   | 0.01                                      | -   |
| Interest due thereon  | -   | -   |
| Amount of interest paid by the company in terms of section 16 of the MSMED, along with the amount of the payment made to the supplier beyond the appointed day during the accounting  | -   | -   |
| Amount of interest due and payable for the period of delay in making payment (which have been paid but beyond the appointed day during the period) but without adding the interest specified  | -   | -   |
| Amount of interest accrued and remaining unpaid at the end of the accounting year.  | -   | -   |
| Amount of further interest remaining due and payable even in succeeding years.  | -   | -   |
| The disclosure in respect of the amount payable to enterprises which have provided goods and services to the company and which qualify under the definition of micro and small enterprises, as defined under Micro, Small and Medium Enterprises Development Act, 2006 has been made in the Financial statement as at 31st March, 2019 based on the information received and available with the entities of company. On the basis of such information, no interest is payable to any micro, small and medium enterprises. |   |   |

**30 Personnel Cost**

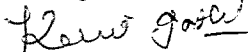
The Company does not have any employee. The operational management and administrative functions of the Company are being managed by Holding Company.

**31 Events occurring after the Balance sheet Date**

The Company evaluates events and transactions that occur subsequent to the balance sheet date but prior to approval of the financial statements to determine the necessity for recognition and/or reporting of any of these events and transactions in the financial statements. As of 14th May, 2019 there are no subsequent events to be recognized or reported that are not already disclosed.

**32 Previous year's figures have been recast, regrouped and rearranged, wherever necessary to conform to this year's classification.****33 The financial statements were approved for issue by the board of directors on 14th May, 2019.****In terms of our report attached****For Dharmesh Parikh & Co.****Chartered Accountants**

Firm Registration Number: 112054W


**Kanti Gothi**

Partner

Membership No. 127664



Place : Ahmedabad

Date : 14th May, 2019

**For and on behalf of the board of directors of  
ADANI GREEN ENERGY (MP) LIMITED**

**Manish Karna**

Whole-time Director

DIN:- 07387787


**Jitendra Kumar**

Chief Financial Officer

Place : Ahmedabad

Date : 14th May, 2019


**Abhilash Mehta**

Additional Director

DIN:- 06960221

